

**RF-Q4-P001 3.1 Edition**

We reserve the right to design and modify our products without prior notice



CE ISO CFDA

# PRODUCT

**Guilin Refine Medical Instrument Co., Ltd**

Add: 8-3 information industry park Qixing district Guilin Guangxi China

Tel: 0086-773-7796686

E-mail: sales1@refine-med.com

<http://www.refine-med.com>



Official website

Guilin Refine Medical Instrument Co., Ltd



# ABOUT REFINE MEDICAL

## COMPANY PROFILE

Refine Medical, focuses on R&D, manufacturing and selling dental products. The team has 15 years of experience on developing and producing dental ultrasonic products. With high quality products, win-win cooperation philosophy, better service, Refine is remarked as a reliable supplier among our partners.

With 50 units of imported full automatic CNC machines and yearly over 80,000 units' production capacity facility, Refine Medical is one of the few manufacturers in the industry who can 100% self-supply core components of the ultrasound handpiece and scaler tip. The production management applies strictly by ISO13485 and GMP standards. The products are CE and CFDA certified and now exported to more than 63 countries worldwide.

Main products: Ultrasonic Scaler, Ultrasonic Activator, Curing Light, Obturation System, Apex Locator, Endo Motor, Dental Sensor and X Ray etc.





CNC Center


## QUALITY PROFESSION INNOVATION

Professional equipments are necessary to ensure the products' stability and uniformity. With the CNC machines worth three million dollars, Refine insists on manufacturing all the core components by ourselves.

### Advanced equipment



## FOCUS ON DENTAL ULTRASONIC TECHNOLOGY




### Details determine success or failure

From the electronic components on PCB board to the whole assembly, we pay attention to every detail of the product to ensure the safety and reliability of product quality.

### Strict quality control with professional equipment

Refine tests the product under simulate various extreme environments to ensure product quality with professional equipments.



# Dental X-ray

A smart dental digital solution

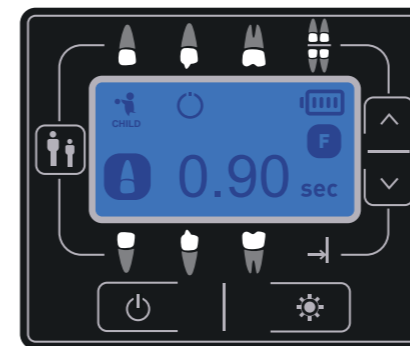
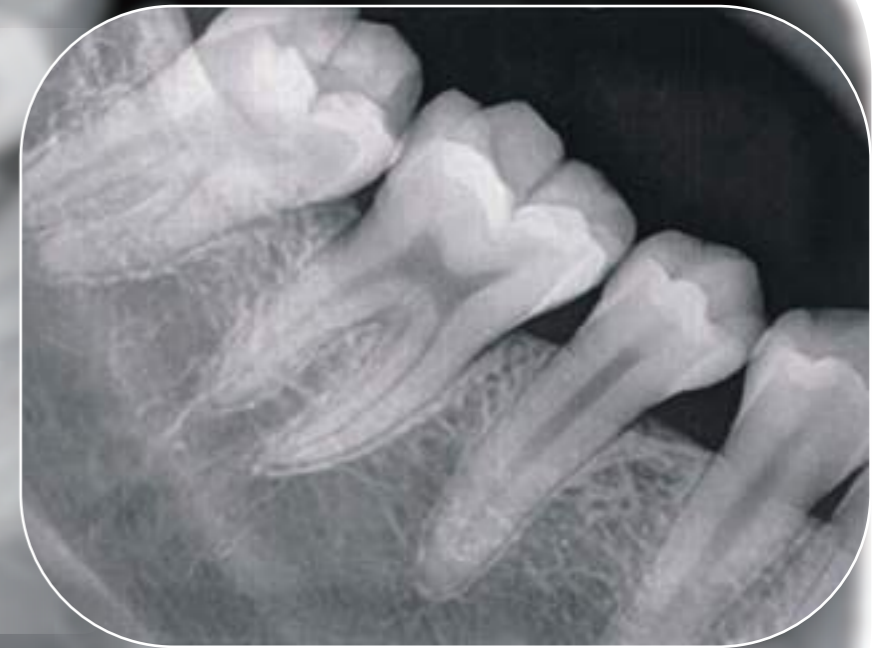


## 0.4mm focus to get high definition images

High-voltage generator with 0.4mm focus, high-definition imaging, enjoy top quality

## High frequency DC technology

Ultra-low radiation, the exposure dose is reduced by more than 30% compared with the standard generator, maximizing effective rays and greatly reducing the radiation intensity



## Ergonomic design

Shoot different teeth, fine-tune the shooting time, and achieve personalized and precise control

## High capacity lithium battery

950 mAh ultra high capacity battery, battery can be replaced, low cost of use

## Multiple shooting methods

Handheld shooting



## Technical Parameter

Tube Voltage 60KV	Highest Voltage 70KV	Tube Current 2mA
Exposure Time 0.01-2s	Focus 0.4mm	Anode Target Angle 12°
Total Filtration 1.0mmAl	Battery Capacity 950mAh	






# Dental Sensor



## Multi-languages

Convenient for dentists in different countries and regions.



## User-Friendly

Simple user interface and easy

## Stable

Over 50000+ without imaging quality loss.



## Reliable

Durable material and components.



## Practical

Compact overall design  
Space-saving  
Chair-side shooting  
High resolution.



## Ultra-slim design

4.4mm sensor, enables maximum patient comfort.



## specifications

Model	R1	R2
Detector Technology	APS CMOS	APS CMOS
Scintillator	Csl	Csl
Theoretical Resolution	25lp/mm	25lp/mm
True Resolution	20lp/mm	20lp/mm
Pixel Matrix	1000*1500	1300*1800
Active Area(mm)	20*30	26*36
Mechanical Size(mm)	25.4*36.8*4.4	30.4*41.9*4.4
Data interface	USB 2.0	USB 2.0
AD Conversion(bit)	16	16
Protection	IP68	IP68



# PTX

## DENTAL SCALER

Power adapter input	100VAC - 240VAC 50Hz/60Hz
Main unit input	200VA
Frequency	30kHz±5kHz
Air inlet pressure	5.5 bar-7.5bar(0.55MPa-0.75MPa)
Water temperature	≤45°C
Powder output	0-4g/min
Package size	320*330*120mm
Main unit weight	4.0Kg



### Automatic mode identification and switching

Automatically switch between scaling and polishing according to the handpiece being used  
Automatically identify and switch the supragingival and subgingival chamber and operating mode

### Intelligent water-temperature-control system

Automatic heating installation with a homothermic water temperature ( ≤45°C)  
ensures a comfortable and warm treatment

### Smart LCD touch control system

7-inch LCD screen, elegant and magnificent, bringing a wide vision.

### High precision designed handpiece, portable and comfortable

High accuracy design for water and air supply system,  
preventing from interpenetration and damp

### Funnel-shaped powder chamber, Uniform spray pattern

Plug-and-play chamber, easy to install and convenient to add powder.  
Dual radian and aerodynamic design, for an uniform spray pattern and high treatment efficiency.

### Adopting high-performance clog-free system

Special control processing nozzle, reducing clogging effectively  
Equipped with an air filter device to ensure dry air-supply and prevent from powder dampening  
Clog-free technology, effectively avoiding powder dampening by water backflow

### Wireless multifunctional pedal

Automatically identification and shift between wired and wireless pedal  
Employing Bluetooth 5.0 ULP consumption technology, ultra-long standby time  
Multi-function switch, simple to operate



# APT

## DENTAL SCALER

Power adapter input	220VAC 50Hz/110VAC 60Hz
Main unit input	50VA
Frequency:	30kHz±5kHz
Air inlet pressure	5.5 bar-7.5bar(0.55MPa-0.75MPa)
Powder output	0-4g/min
Package size	320*310*120mm
Main unit weight	3.0Kg



● 2 in 1, ultrasonic scaler system and air polishing system.

● 5 modes optional: scaling, periodontal, endo air polishing and cleaning.

To remove dental calculus, plaque, pigment, soft deposit, tartar, and stains on the surface of nature teeth, restorations, implants and orthodontic brackets, so as to prevent periodontal disease.

● Simple and clear glass touch panel, wide vision and easy to clean and disinfection.



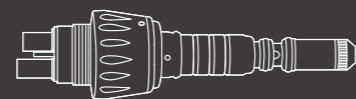
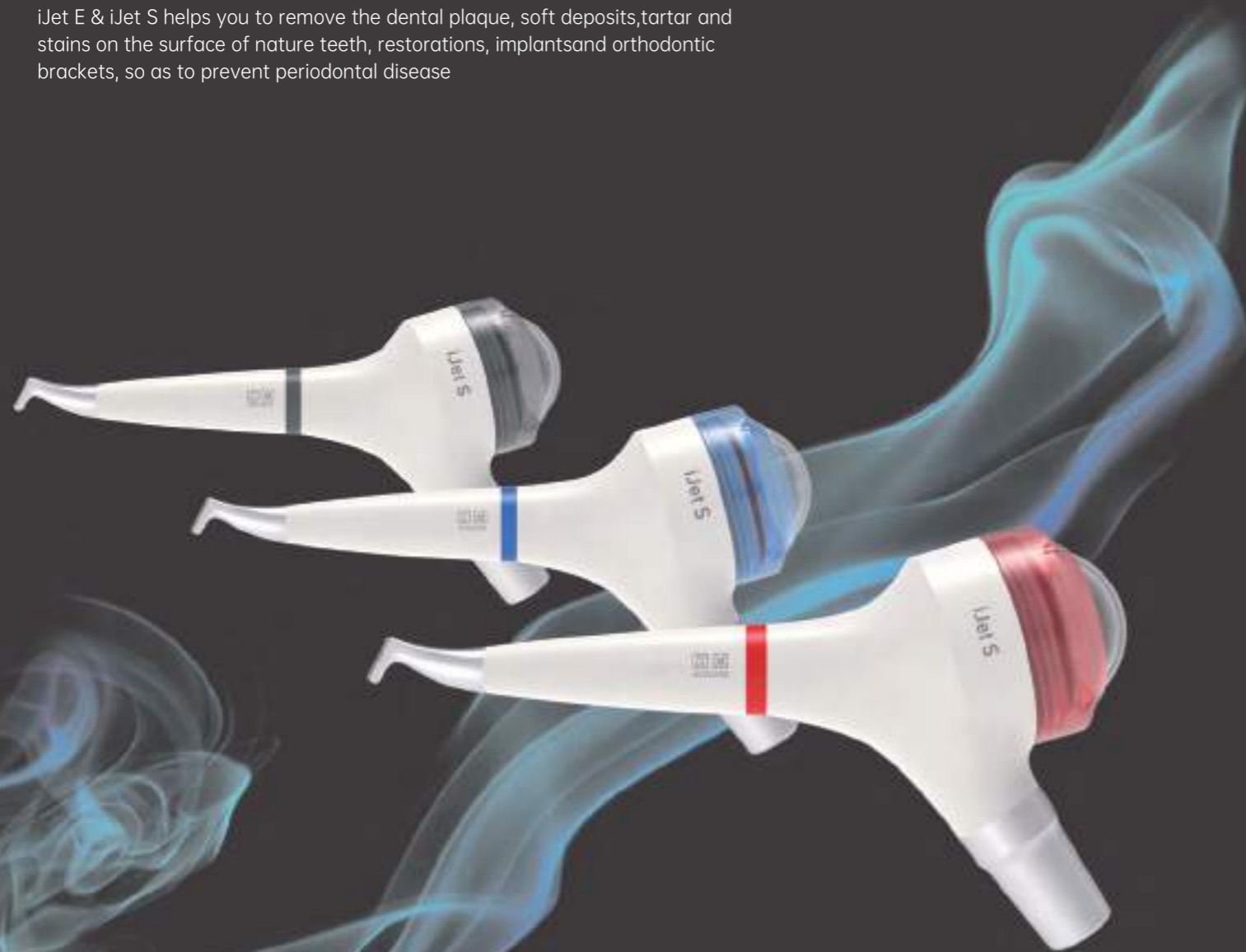
● With 800ml large-capacity water tank, effectively reduces the water changing times and easy to change water.

● Accurately power and water control, comfort scaling, stable sandblasting, obvious effect.



# SIMPLE AND EFFICIENT PLAQUE CONTROL SOLUTION

iJet E & iJet S helps you to remove the dental plaque, soft deposits, tartar and stains on the surface of nature teeth, restorations, implants and orthodontic brackets, so as to prevent periodontal disease



## iJet S

Kavo® MULTIflex® quick coupling

## iJet

4 holes connector (Midwest)

# Full range of iJet clinic applications



Supragingival scaling



Interdental space scaling



Subgingival scaling



Orthodontic brackets scaling



Air polishing after ultrasonic scaling



Preparation before bonding orthodontic brackets and placing restorations



Implant and abutment scaling



Tongue and palate cleaning



## VERSATILE THERAPY APPLICATIONS

## EFFICIENCY AND HIGH PERFORMANCE

The extensive tip selection of REFINE Activa system allows you to always have a correct choice for your various clinical needs. Choose your personal assortment of tips and expand it as your need. The wide range of use options offered by REFINE Activa will soon make it to be one of your most-used instruments.



Supragingival Scaling



Subgingival Scaling



Restorative



Finishing Trimming Polishing



Minimally Invasive Caries Therapy




Endodontology



Prosthetics and Inlays




## GENTLE AND SOFT TREATMENT COMFORTABLE FOR YOUR PATIENTS



REFINE Activa provides the true wide elliptical strokes vibration trajectory, minimize the development of heat and noise, brings a comfortable and gentle treatment experience.



In addition, as the handpiece operates with a low application pressure, tooth tissue is protected, and the treatment is more precise. REFINE Activa is particularly suitable for pain-sensitive patients.




4800-5200Hz high frequency vibration, maximum 240  $\mu$ m amplitude, powerful and precise, operation is more convenient.



**Activa**



**Activa 5**



# MaxFill-P

## Obturation System

- Intelligent Temperature Control  
1 sec fast heating, fast cutting gutta-percha, and 1 sec fast cooling to ensure safety of patients.
- 360 degree injection needle  
Easily rotate angle for filling  
Made of 99.9% pure silver with good thermal conductivity, flexible and durable
- Pre-bending hot needle  
Six angles optional for different operating situations
- Ergonomic design  
Handles are designed to be well-fitted to user's natural grip, comfortable and easier to operate.
- 4 hours super-long duration, quick charge

Specification:  
Power input 100-240VAC 50Hz/60Hz 0.8A  
Power output DC 15V/1.6A  
Battery 1900mAh



# MaxFill-G

## Obturation System

- Intelligent Temperature Control  
Quick preheating within 15 sec without long waiting time. Four default temperature ( 150°C 180°C 200°C 230°C), fast switch by one-click. High precision temperature control ensuring uniform hardness for gutta-percha
- 360 degree injection needle  
Easily rotate angle for filling  
Made of 99.9% pure silver with good thermal conductivity, flexible and durable
- Pre-bending hot needle  
Six angles optional for different operating situations
- Ergonomic design  
Handles are designed to be well-fitted to user's natural grip, comfortable and easier to operate.
- 4 hours super-long duration, quick charge





# iMotor

- ★ 360°rotable contra-angle 16: 1 handpiece
- ★ Adapted to all main file systems in the market
- ★ In-built 12 main file systmes
- ★ Auto reverse function
- ★ Adjustable reciprocating angle  
10°interval, adjustable range: 30°~340°  
Adjustable speed: 150~500rpm
- ★ 10 customized programs

#### Specification:

Speed range: 120~650rpm

Torque range: 0.5~4.0N.cm

Battery: 1500mAh



# VAT-3

## Activator

### Basic technical parameters

- Dimension: 165mm×28mm
- Power adapter input: AC 100-240V, 50/60Hz 0.4A
- Power adapter output: DC 5V/1A
- Main unit input: DC 3.7V 1500mAh
- Charge time: About 4 hours
- Power gear: 2 gears
- Tip vibration frequency: 45kHz±5kHz
- Tip main amplitude offset: <200um



# A7 Apex Locator

Input (charge the battery): DC 5V 1A  
AC Adapter: 100-240VAC 50Hz/60Hz  
Battery: NCM 14500 Rechargeable Li-ion Battery DC 3.6V/800 mAh  
Rated Power: ≤0.5W  
Measurement Voltage: AC 200mV  
Measurement Current AC: AC 100μA  
Control Unit Dimensions: L130 mm × W112 mm × H23.5 mm  
Weight: 370 gms ( including battery )





1000ml Water Tank  
**PAINLESS**  
**SMART CONTROL**

**PT 7**  
 Periodontal treatment device

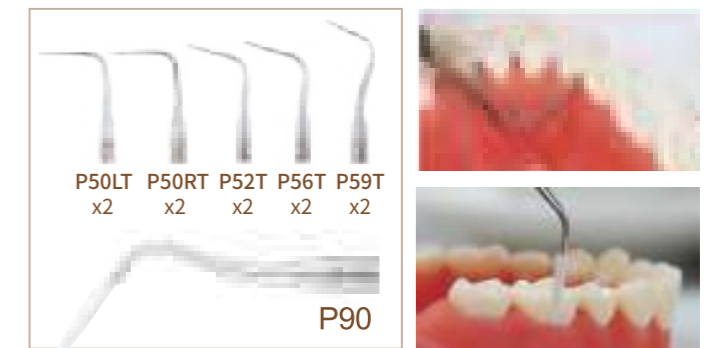


∞ **Elliptical vibration enabling comfortable scaling and polishing**

The amplitude of the tip is between 1µm – 200µm, equivalently one third diameter hair-width.  
 Elliptical vibration trajectory of tip distracts the impact force on teeth, achieving 360° comfortable scaling and polishing at the same time



∞ **Titanium tip with less hurt to cementum**



∞ **2 sets of autoclavable handpiece kit.**

Alternately use while the other is in autoclave.



∞ **Automatic water supply, easy to change water**

Dual water supply modes: external & self water supply.  
 Anti-corrosion internal pipeline: Hydrogen peroxide, sodium hypochlorite and other special chemicals are all applicable.



∞ **Smart control**

High sensitive touch panel control  
 Elegant glass surface, waterproof and easy to clean.



## Before & After treatment



Before treatment

After treatment



Before treatment

After treatment

## Main Specifications

Frequency	28000-42000Hz
Tips hardness	30HRC
Vibration amplitude	1-200µm
Treatment depth	14mm



## CONFIGURATION TIPS

### P50LT Titanium left curved tip for subgingival scaling

Apply the tip perpendicularly to the long axis of the tooth. Move the top 2mm of the tip up and down.


☆ Ensure that the water reaches the top 2mm of the tip



### P50RT Titanium right curved tip for subgingival scaling

Apply the tip perpendicularly to the long axis of the tooth. Move the top 2mm of the tip up and down.


☆ Ensure that the water reaches the top 2mm of the tip



### P52T Applicable for all buccal and lingual area

Apply the tip parallel to the long axis of the tooth. Move the top 2mm of the tip back and forward.


☆ Ensure that the water reaches the top 2mm of the tip



### P56T Applicable for removing big calculus, not hurt to gum when scaling in the gingival margin

Apply the tip parallel to the long axis of the tooth. Move the top 2mm of the tip back and forward.

☆ Ensure that the water reaches the top 2mm of the tip



### P59T Applicable for all buccal and lingual area

Apply the tip parallel to the long axis of the tooth. Move the top 2mm of the tip back and forward.

☆ Ensure that the water reaches the top 2mm of the tip





# BETTER CROSS INFECTION CONTROL

## MaxPiezo7+ & MaxPiezo7 ULTRASONIC SCALER

Power input 220-240VAC 50Hz /110VAC 60Hz  
Main unit input 24VAC 50Hz 1.3A  
Frequency 28kHz±5kHz  
Water pressure 0.1 bar-5bar(0.01MPa-0.5MPa)  
Package size 400mm\*300mm\*145mm  
Weight of main unit 1.59Kg



### Multiple function

With different scaler tips, the machine is applicable to implant maintenance, broken file removing, gutta-percha cutting, crown removing, cavity preparation, shoulder preparation, calcifications removing and root planning.



### High efficient root canal irrigation

### Smart touch panel control



### Self water supply

Anti-corrosion internal pipeline: Hydrogen peroxide, sodium hypochlorite and other special chemicals are all applicable.



### Perfect after-sales service

5 years' warranty for PCB and 1 year warranty for handpiece.



# Applied Area

E1



120°file holder for anterior teeth root canal irrigation

E2



95°file holder for molar teeth root canal irrigation

E3



Gutta-percha melting

E6



Titanium tip for removing broken file in root canal

E7



Titanium tip for removing broken file in root canal

E3D



Diamond coated instrument for enlarging root canal and access to files

P4D



Diamond coated instrument for enlarging root canal and access to files

G4



Removing supragingival and interproximal deposits

G5



Removing supragingival deposits in all quadrants

G6



Removing voluminous supragingival deposits

G30



Diamond coated instrument(90um grit) for preparation between pit and fissure

G31



Diamond coated instrument(90um grit) for preparation of mesial cavity

G32




Diamond coated instrument(90um grit) for preparation of distal cavity

G33



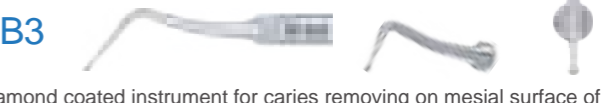
Diamond coated instrument(90um grit) for preparation of tooth veneer

SB2



Diamond coated instrument for caries removing on occlusal surface and the neck of teeth

SB3



Diamond coated instrument for caries removing on mesial surface of adjacent teeth

P1



Removing shallow pocket subgingival deposits

P3




Removing deep pocket subgingival deposits

P3D

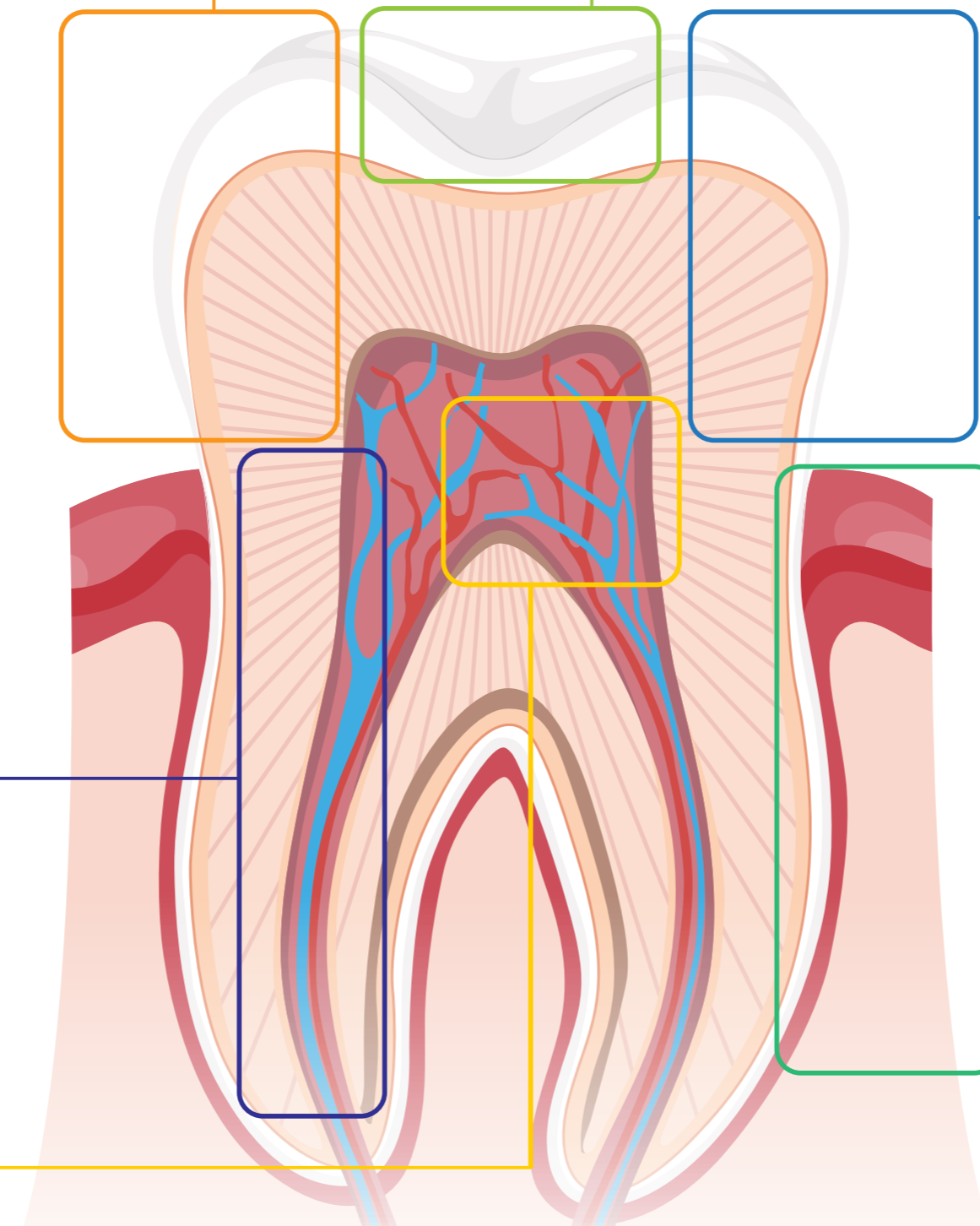


Diamond coated instrument for root planning after the periodontal flap surgery

P4



Removing shallow pocket subgingival deposits



# MaxPiezo6+ & MaxPiezo6

Beyond Imagination

Power input	220-240VAC 50Hz /110VAC 60Hz
Main unit input	24VAC 50Hz 1.3A
Frequency	28kHz±5kHz
Water pressure	0.1 bar-5bar(0.01MPa-0.5MPa)
Package size	375mm*305mm*120mm
Weight	2.4Kg





# MaxPiezo3+ & MaxPiezo3

**Finger-tip control**  
for effortless power adjustment

Power input	220-240VAC 50Hz /110VAC 60Hz
Main unit input	24VAC 50Hz 1.3A
Frequency	28kHz±5kHz
Water pressure	0.1 bar-5bar(0.01MPa-0.5MPa)
Package size	375mm*305mm*120mm
Weight	2.4Kg



# MaxPiezo1

Finger-tip control for effortless power adjustment

Power input	220-240VAC 50Hz /110VAC 60Hz
Main unit input	24VAC 50Hz 1.3A
Frequency	28kHz±5kHz
Water pressure	0.1 bar-5bar(0.01MPa-0.5MPa)
Package size	375mm*305mm*120mm
Weight	2.4Kg





1" Turbo

# Swan

Broad spectrum led light

Constant-current drive  
Wireless & Hygienic design

Specification:

Power input	100-240VAC 50Hz/60Hz
Power output	DC 5V/1A
Wave length	385nm-515nm
Light intensity	650mW/cm <sup>2</sup> -2500mW/cm <sup>2</sup>
Battery	2600mAh







1" Turbo

# Swan+

Broad spectrum led light  
Magnetic point curing lens

Constant-current drive  
Wireless & Hygienic design

Specification:

Power input	100-240VAC 50Hz/60Hz
Power output	DC 5V/1A
Wave length	385nm-515nm
Light intensity	400mW/cm <sup>2</sup> -2500mW/cm <sup>2</sup>
Battery	3.6V/2600mAh



1" Turbo

# A-Cure Plus

## Curing Light

The new generation multiwavelength LED for producing high-intensity light

Model: A-Cure Plus

Power Input: 100-240VAC, 50Hz/60Hz

Power Output: 5VDC/2A

Wave length: 385nm-515nm

Light intensity: 800m/cm<sup>2</sup>- 2500mW/cm<sup>2</sup>

Battery voltage and capacity: 3.7V/1900mAh



# A-Cure

Broad spectrum led light

Constant-current drive

Wireless & Hygienic design

Specification:

Power input 100-240VAC 50Hz/60Hz

Power output DC 5V/2A

Wave length 385nm-515nm

Light intensity 800mW/cm<sup>2</sup>-1800mW/cm<sup>2</sup>

Battery 3.7V/1900mAh



# 1 SEC CURE BETTER VIEW LONG BATTERY LIFE

Specification:  
Power input 100-240VAC 50Hz/60Hz  
Power output DC 5V/1A  
Wave length 385nm-515nm  
Light intensity 1000mW/cm<sup>2</sup>-2500mW/cm<sup>2</sup>  
Battery 2600mAh

**MaxCure9**  
Curing 2mm Resin In 1s



### Long battery life

Over 1300 circles under 10sec mode

### Constant light intensity output

Maintain stable light intensity while power drops lower.

### High light intensity

Over 2300 mW/cm<sup>2</sup>

### 360° Curing

Reach every angle



# MaxCure5

3 SEC CURE

Ergonomics & Hygienic design

Specification:

Power input	100-240VAC 50Hz/60Hz
Power output	DC 5V/1A
Wave length	420nm-480nm
Light intensity	1000mW/cm <sup>2</sup> -1800mW/cm <sup>2</sup>
Battery	2600mAh



3" Turbo



# MaxCure3

3 modes optional

**Full-Power Progressive Pulse**

Light Intensity: 1200-1600 mW/cm<sup>2</sup>

Unique technology of light concentration, ensuring straight illumination and strong penetrability.

The latest LED brings about high efficiency and well heat dissipation, prolonging life of the light sources.

Lithium battery with overcurrent and overvoltage protector, guaranteeing a secure process while charging. Under 10-sec mode, MaxCure3 can be used over 600 times after sufficient charge.

Constant light intensity output, light intensity will not reduce when battery lows.

Type-C USB

Autoclavable optical fiber effectively avoiding cross infection.



# MaxCureG

Constant-current drive



1" Turbo

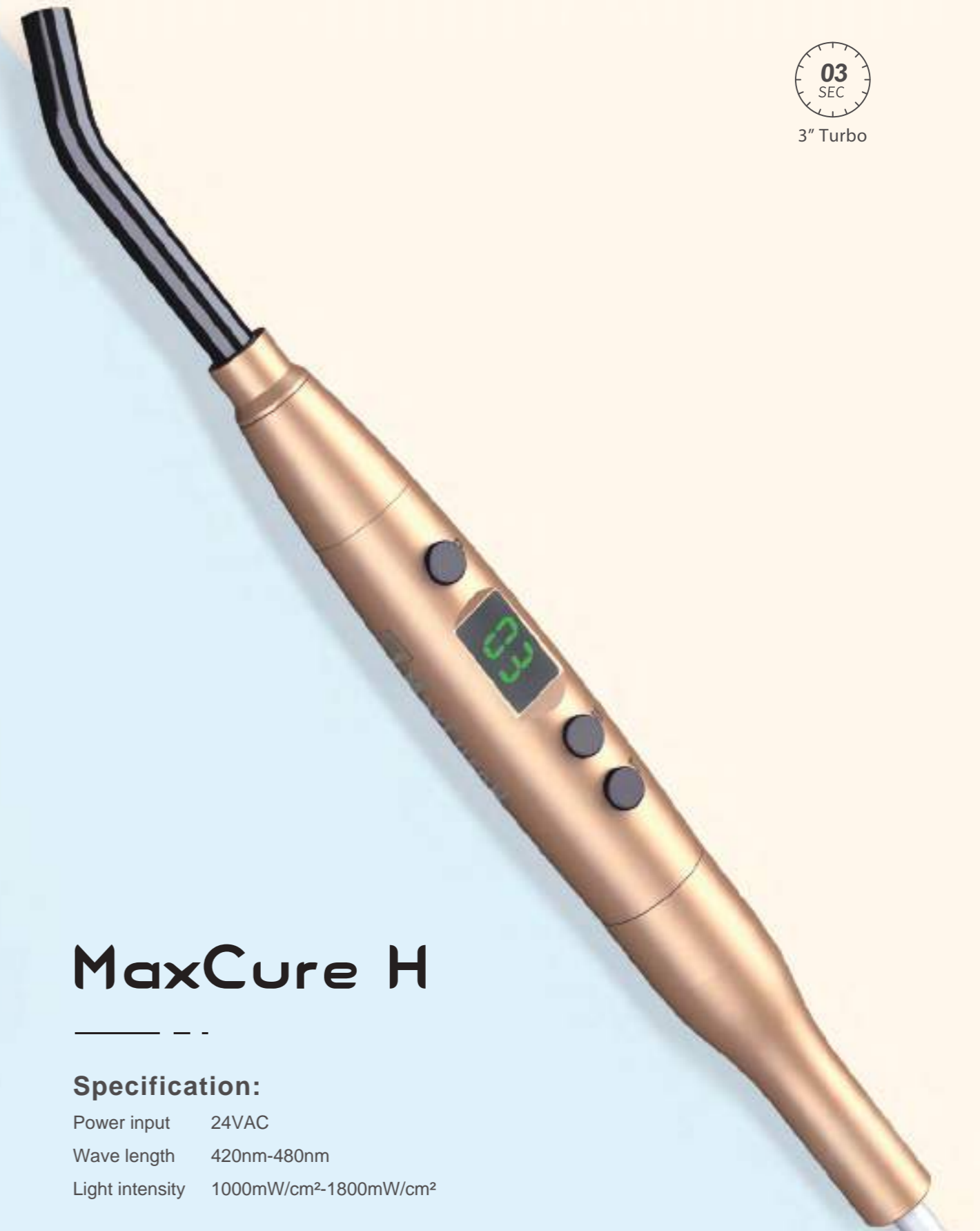


## Specification:

Power input 24VAC  
Wave length 385nm-515nm  
Light intensity 1000mW/cm<sup>2</sup>-2500mW/cm<sup>2</sup>



3" Turbo



# MaxCure H

## Specification:

Power input 24VAC  
Wave length 420nm-480nm  
Light intensity 1000mW/cm<sup>2</sup>-1800mW/cm<sup>2</sup>

## Refine built-in ultrasonic scaler (compatible with EMS)



**N1000** Detachable handpiece  
Scaling & perio function  
Automatic frequency tracking  
Real-time feedback  
Main unit input: 24VAC 50Hz  
Frequency: 28kHz±5kHz  
Water pressure: 0.1bar-5bar(0.01MPa-0.5MPa)  
Package size: 18.2cm\*17.2cm\*6.8cm  
Gross weight: 0.45Kg



**N2000** Detachable handpiece  
Scaling & perio function  
Automatic frequency tracking  
Real-time feedback  
Main unit input: 24VAC 50Hz  
Frequency: 28kHz±5kHz  
Water pressure: 0.1bar-5bar(0.01MPa-0.5MPa)  
Package size: 18.2cm\*17.2cm\*6.8cm  
Gross weight: 0.45Kg



**N2000L** LED detachable handpiece  
Scaling & perio function  
Automatic frequency tracking  
Real-time feedback  
Main unit input: 24VAC 50Hz  
Frequency: 28kHz±5kHz  
Water pressure: 0.1bar-5bar(0.01MPa-0.5MPa)  
Package size: 18.2cm\*17.2cm\*6.8cm  
Gross weight: 0.45Kg



**N3000** Detachable handpiece  
Endo, scaling & perio function  
Automatic frequency tracking  
Real-time feedback  
Main unit input: 24VAC 50Hz  
Frequency: 28kHz±5kHz  
Water pressure: 0.1bar-5bar(0.01MPa-0.5MPa)  
Package size: 18.2cm\*17.2cm\*6.8cm  
Gross weight: 0.45Kg



**N3000L** LED detachable handpiece  
Endo, scaling & perio function  
Automatic frequency tracking  
Real-time feedback  
Main unit input: 24VAC 50Hz  
Frequency: 28kHz±5kHz  
Water pressure: 0.1bar-5bar(0.01MPa-0.5MPa)  
Package size: 18.2cm\*17.2cm\*6.8cm  
Gross weight: 0.45Kg



**N6000L** LED detachable handpiece  
Endo, scaling & perio function  
Automatic frequency tracking  
Real-time feedback  
Main unit input: 24VAC 50Hz  
Frequency: 28kHz±5kHz  
Water pressure: 0.1bar-5bar(0.01MPa-0.5MPa)  
Package size: 18.2cm\*17.2cm\*6.8cm  
Gross weight: 0.45Kg

## Scaler handpiece

### HY-1L

- Metal shell detachable LED handpiece, better visibility and comfortable grip, compatible with Refine & EMS、Woodpecker
- Autoclavable handpiece avoids cross infection



Weight	51g
Size	105mm×Ø18.9mm

### HP-6L

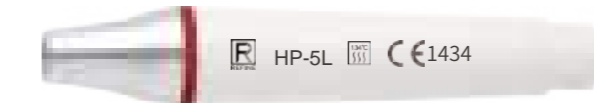
- Metal shell detachable LED handpiece, better visibility and comfortable grip, compatible with Refine & EMS
- Autoclavable handpiece avoids cross infection



Weight	50.5g
Size	107mm×Ø17.9mm

### HP-5L

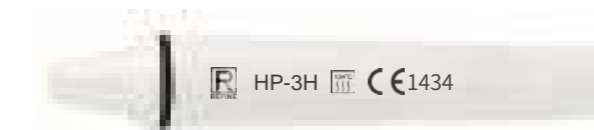
- Detachable LED handpiece, better visibility and comfortable grip, compatible with Refine & EMS
- Autoclavable handpiece avoids cross infection



Weight	56g
Size	106mm×Ø18.9mm

### HP-3H

- Detachable handpiece without LED, compatible with Refine & EMS
- Autoclavable handpiece avoids cross infection



Weight	45g
Size	117mm×Ø18.6mm

### HP-1

- Sealed handpiece compatible with Refine & EMS



Weight	118.5g (with cord) 43g (without cord)
Size	120.5mm×Ø18.4mm



## Refine built-in ultrasonic scaler (compatible with SATELEC)



**V1000** Detachable handpiece  
Scaling & perio function  
Automatic frequency tracking  
Real-time feedback  
Main unit input: 24VAC 50Hz  
Frequency: 28kHz±5kHz  
Water pressure: 0.1bar-5bar(0.01MPa-0.5MPa)  
Package size: 18.2cm\*17.2cm\*6.8cm  
Gross weight: 0.45Kg



**V2000** Detachable handpiece  
Scaling & perio function  
Automatic frequency tracking  
Real-time feedback  
Main unit input: 24VAC 50Hz  
Frequency: 28kHz±5kHz  
Water pressure: 0.1bar-5bar(0.01MPa-0.5MPa)  
Package size: 18.2cm\*17.2cm\*6.8cm  
Gross weight: 0.45Kg



**V2000L** LED detachable handpiece  
Scaling & perio function  
Automatic frequency tracking  
Real-time feedback  
Main unit input: 24VAC 50Hz  
Frequency: 28kHz±5kHz  
Water pressure: 0.1bar-5bar(0.01MPa-0.5MPa)  
Package size: 18.2cm\*17.2cm\*6.8cm  
Gross weight: 0.45Kg



**V3000** Detachable handpiece  
Endo, scaling & perio function  
Automatic frequency tracking  
Real-time feedback  
Main unit input: 24VAC 50Hz  
Frequency: 28kHz±5kHz  
Water pressure: 0.1bar-5bar(0.01MPa-0.5MPa)  
Package size: 18.2cm\*17.2cm\*6.8cm  
Gross weight: 0.45Kg



**V3000L** LED detachable handpiece  
Endo, scaling & perio function  
Automatic frequency tracking  
Real-time feedback  
Main unit input: 24VAC 50Hz  
Frequency: 28kHz±5kHz  
Water pressure: 0.1bar-5bar(0.01MPa-0.5MPa)  
Package size: 18.2cm\*17.2cm\*6.8cm  
Gross weight: 0.45Kg



**V6000L** LED detachable handpiece  
Endo, scaling & perio function  
Automatic frequency tracking  
Real-time feedback  
Main unit input: 24VAC 50Hz  
Frequency: 28kHz±5kHz  
Water pressure: 0.1bar-5bar(0.01MPa-0.5MPa)  
Package size: 18.2cm\*17.2cm\*6.8cm  
Gross weight: 0.45Kg

## Scaler handpiece

### HS-8L

- Metal shell detachable LED handpiece, better visibility and comfortable grip, compatible with Refine & SATELEC、DTE
- Autoclavable handpiece avoids cross infection



Weight	58.5g
Size	115mm × Ø18mm

### HS-7L

- Detachable LED handpiece, better visibility and comfortable grip, compatible with Refine & SATELEC
- Autoclavable handpiece avoids cross infection



Weight	54.5g
Size	111mm × Ø19mm

### HS-7H

- Detachable handpiece without LED, compatible with Refine & SATELEC
- Autoclavable handpiece avoids cross infection



Weight	51.5g
Size	111.5mm × Ø19mm

### HS-1

- Sealed handpiece compatible with Refine & SATELEC



Weight	121.5g (with cord) 46.3g (without cord)
Size	125.5mm × Ø18.5mm

## Spare parts for ultrasonic scaler



TW-1L Torque wrench  
For Refine, EMS, SATELEC  
scaler tip



Tip holder for scaler  
tip 1#




Tip holder for scaler  
tip 2#



TW-5L Torque wrench  
For Refine, EMS, SATELEC  
scaler tip




Solenoid valve for  
Ultrasonic scaler



TS-1L Torque wrench  
for SIRONA scaler tip



Footswitch for Ultrasonic scaler



TK-1L Torque wrench  
for KAVO SonicFlex  
scaler tip



Power supply for  
Ultrasonic scaler



TW-E Endo wrench  
For endo truck

TW-A Multi function  
wrench for both endo  
truck & dental bur



Handpiece cable  
For LED handpiece model HP-5L



Handpiece cable  
For handpiece model HP-3H without LED



Handpiece cable  
For handpiece model HP-6L without LED



Handpiece cable  
For handpiece model HS-7H without LED



Handpiece cable  
For LED handpiece model HS-7L



Handpiece cable  
For handpiece model HP-8L without LED

## Spare parts for curing light



Battery  
Battery voltage: 3.6V



Glass fiber

1# Dimensions:  $\varnothing$ 8mm  
Can be autoclave under  
high temperature 134°C  
Light Guide



Bathymeter



Adapter

Voltage input:  
100-240VAC 50/60Hz  
Voltage/current output:  
DC5.0V/1.0A



LED lamp 3W/5W



Adapter (Type-C)

Voltage input:  
100-240VAC 50/60Hz  
Voltage/current output:  
Type-C DC5.0V/1.0A



Light hood

# Spare parts for obturation system

## MaxFill-G MaxFill-P



MaxFill-P  
Charging base



MaxFill-G  
Charging base



Gutta-percha injection  
needle wrench



Pushing ram



Adapter



Cleaning brush

### MaxFill-G Accessories Injection needle



22G 22mm    20G 24mm    20G 28mm    23G 24mm    23G 28mm    25G 24mm

### Gutta-percha injection needle



### MaxFill-P Accessories Tips



3504    4004    4504    5004    5506    5508L    5508    5510    6012  
#35/04    #40/04    #45/04    #50/04    #55/06    #55/06    #55/08    #55/10    #60/12  
Taper    Taper    Taper    Taper    Taper    Taper    Taper    Taper    Taper

### Heat insulation hood



# Spare parts for apex locator



File Probe



Tester



Lip Hook



AC adapter



File Clip




Measuring wire



## Spare parts for dental scaler

### XP-1

- Metal shell detachable air polisher handpiece for supragingival
- Autoclave handpiece avoids cross infection



Weight	43.7g
Size	101.5mm x Ø16mm



**PT-X1 powder**  
sodium bicarbonate  
65µm for supragingival



**PT-X3 powder**  
glycine  
65µm for supragingival



**PT-X5 powder**  
erythritol  
65µm for supragingival



**PT-X6 powder**  
glycine  
25µm for supragingival & subgingival



**PT-X7 powder**  
erythritol  
25µm for supragingival & subgingival



Powder bottle



800ml water tank



Foot switch for air polisher periodontal



Wrench for water & oil separator



cleaning needle

## Spare parts for powder jet handpiece

### QC-J1


- Sandblasting handpiece compatible with REFINE I jet & EMS air flow for supragingival
- Autoclave handpiece avoids cross infection



Weight	42.5g
Size	97mm x Ø23mm

### QC-J2

- Sandblasting handpiece compatible with REFINE I jet & EMS air flow for subgingival
- Autoclave handpiece avoids cross infection



Weight	40.2g
Size	92mm x Ø20mm



### Quick coupling

Kavo® MULTiflex®  
Kavo® MULTiflex® quick coupling



### Plastic nozzle

For powder jet subgingival handpiece

**Supragingival scaling(Compatible with Refine & EMS)**

**G1** 10.2  
Removing supragingival deposits in all quadrants

**G2** 10.3  
Removing heavy supragingival deposits on anterior teeth

**G3** 14.3  
Removing supragingival deposits in all quadrants, including the interproximal and sulcus areas

**G4** 10.3  
Removing supragingival and interproximal deposits

**G5** 9.5  
Removing supragingival deposits in all quadrants

**G6** 9.8  
Removing voluminous supragingival deposits

**G7** 6.8  
Removing crown

**G8** 8.9  
Removing post

**G9** 7.6  
Removing supragingival interdental calculus and calculus at the neck of the teeth

**G10** 8.4  
Removing supragingival deposits in all quadrants, including the interproximal and sulcus area

**G12** 12  
Removing large supragingival deposits on lingual surface in all quadrant

**G20** 12  
Diamond coated(50um grit) instrument for dentin abrading, applied for supragingival shoulder preparation after subgingival shoulder preparation

**G21** 12  
Diamond coated(120um grit) instrument for dentin abrading, applied for polishing of prepared supragingival and subgingival shoulder

**G28** 12  
Amalgam condensation

**G30** 12.8  
Diamond coated instrument(90um grit) for preparation between pit and fissure

**G31** 13  
Diamond coated instrument(90um grit) for preparation of mesial cavity

**G32** 13  
Diamond coated instrument(90um grit) for preparation of distal cavity

**G33** 15.0  
Diamond coated instrument(90um grit) for preparation of tooth veneer

**G35** 15.0  
Diamond coated instrument(90um grit) for preparation of tooth veneer

**G35** 15.0  
Diamond coated instrument(90um grit) for preparation of tooth veneer

**G35** 15.0  
Diamond coated instrument(90um grit) for preparation of tooth veneer

**Subgingival scaling(Compatible with Refine & EMS)**

**P1** 10.3  
Removing shallow pocket subgingival deposits

**P2L** 16.4  
Left angle instrument to remove calculus from very narrow inter-root space and furcation

**P2LD** 16.4  
Diamond coated instrument for root planning

**P2LD** 16.4  
Diamond coated instrument for root planning

**P2R** 16.4  
Right angle instrument to remove calculus from very narrow inter-root space and furcation

**P2RD** 16.4  
Diamond coated instrument for root planning

**P3** 14.1  
Removing deep pocket subgingival deposits

**P3L** 14  
Left curved tip for scaling calculus in subgingival deep pocket

**P3R** 14  
Right curved tip for scaling calculus in subgingival deep pocket.

**P3D** 14.1  
Diamond coated instrument for root planning after the periodontal flap surgery

**P4** 11.2  
Removing shallow pocket subgingival deposits

**P5** 11  
Removing tartar in adjacent teeth and gingival margin of teeth neck

**P6** 14  
Cleaning and irrigating of subgingival deep pocket

**P7** 12.7  
Cleaning and irrigating of subgingival deposit

**P8** 12.3  
Cleaning and irrigating of subgingival deposit

**P10** 15.6  
Removing tartar from subgingival pocket

**P10** 15.6  
Removing tartar from subgingival pocket

**P10** 15.6  
Removing tartar from subgingival pocket

**P11** 6.3  
Removing subgingival stubborn tartar efficiently

**P12** 7.7  
Removing posterior subgingival stubborn tartar efficiently

**P14L** 7.9  
Left curved instrument for removing subgingival stubborn tartar in posterior area

**P14R** 7.9  
Right curved instrument for removing subgingival stubborn tartar in posterior area

**P18** 17.7  
Cleaning and irrigating of subgingival deposit

**P20** 7.7  
Removing tartar in adjacent teeth, gingival margin of teeth neck and shallow subgingival pocket

**P20L** 7.7  
Left curved instrument for removing subgingival stubborn tartar in posterior area

**P20R** 7.7  
Right curved instrument for removing subgingival stubborn tartar in posterior area

**P21L** 8.8  
Left curved instrument for scaling on root bifurcation and root surface of adjacent posterior teeth

**P21R** 8.8  
Right curved instrument for scaling on root bifurcation and root surface of adjacent posterior teeth

**P22L** 16.0  
Left curved instrument for removing subgingival tartar

**P22R** 16.0  
Right curved instrument for removing subgingival tartar

**P22R** 16.0  
Right curved instrument for removing subgingival tartar

**P22R** 16.0  
Right curved instrument for removing subgingival tartar


Subgingival scaling(Compatible with Refine & EMS)

P50LT




Titanium left curved tip for subgingival scaling

P50RT



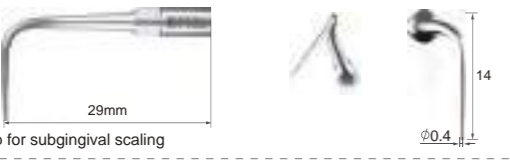
Titanium right curved tip for subgingival scaling

P52T



Applicable for all buccal and lingual area

P53L



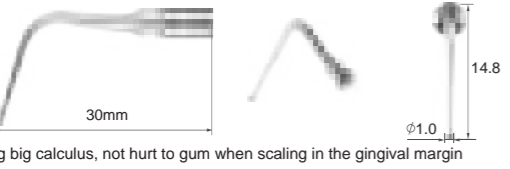
Titanium left curved tip for subgingival scaling

P53R



Titanium right curved tip for subgingival scaling

P56T



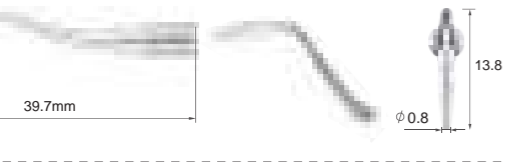
Applicable for removing big calculus, not hurt to gum when scaling in the gingival margin

P59T



Applicable for all buccal and lingual area

P90



Implant cleaning

P94



Implant cleaning

P95



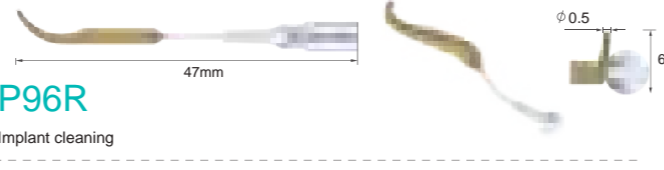
Implant cleaning

P96L



Implant cleaning

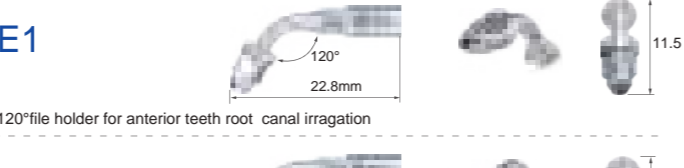
P96R



Implant cleaning

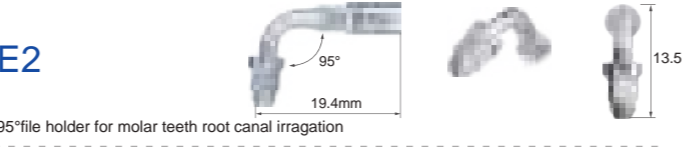
Endo treatment(Compatible with Refine & EMS)

E1




120°file holder for anterior teeth root canal irrigation

E2




95°file holder for molar teeth root canal irrigation

E3



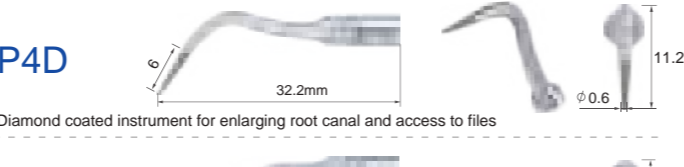
Gutta-percha melting

E3D



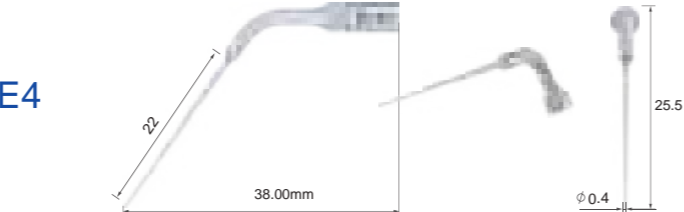
Diamond coated instrument for enlarging root canal and access to files

P4D



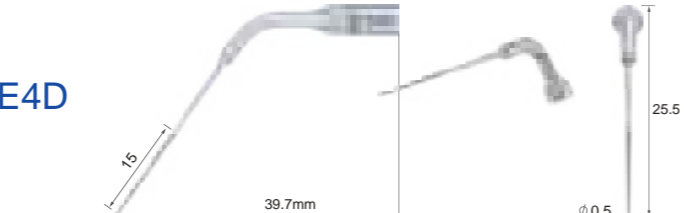
Diamond coated instrument for enlarging root canal and access to files

E4



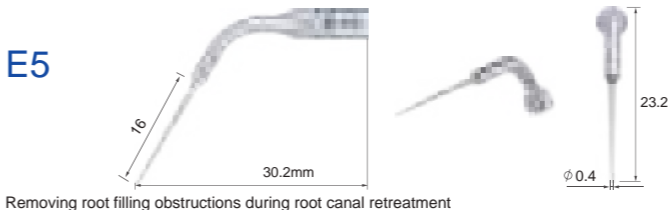
Removing root filling obstructions during root canal retreatment

E4D



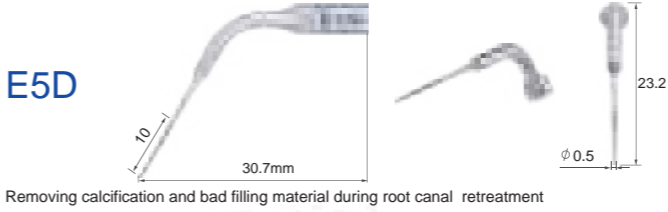
Removing calcification and bad filling material during root canal retreatment

E5



Removing root filling obstructions during root canal retreatment

E5D




Removing calcification and bad filling material during root canal retreatment

E6



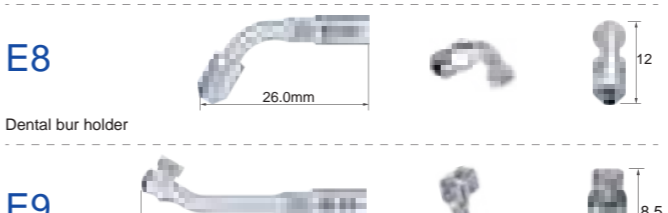
Titanium tip for removing broken file in root canal

E7



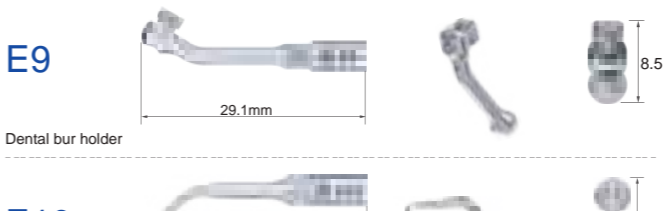
Titanium tip for removing broken file in root canal

E8




Dental bur holder

E9




Dental bur holder

E10




Root canal polishing during retrograde preparation

E10D




Diamond coated instrument for high efficiency root planning during retrograde preparation

E11




Root canal polishing during retrograde preparation

E11D



Diamond coated instrument for high efficiency root planning during retrograde preparation

E12D



Diamond coated instrument(90um grit) for removing calcification and bad filling material in pulp cavity, exposing the root canal orifice

E14




Removing root filling obstructions during root canal retreatment

E14D




Removing calcification and bad filling material during root canal retreatment

E15



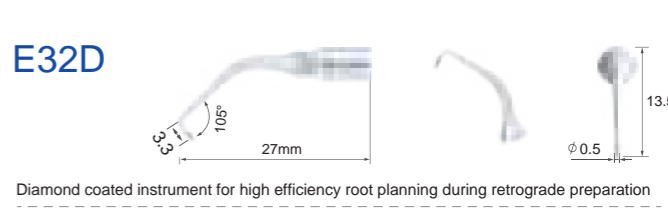
Removing root filling obstructions during root canal retreatment

E15D




Removing calcification and bad filling material during root canal retreatment

E32D



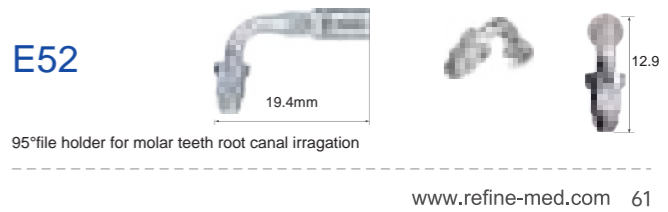
Diamond coated instrument for high efficiency root planning during retrograde preparation

E51



120°file holder for anterior teeth root canal irrigation






E52





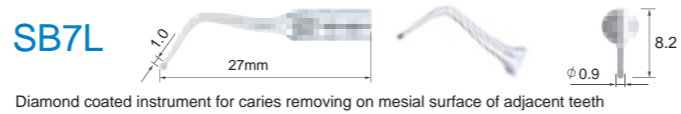
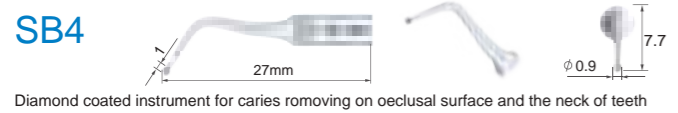



95°file holder for molar teeth root canal irrigation





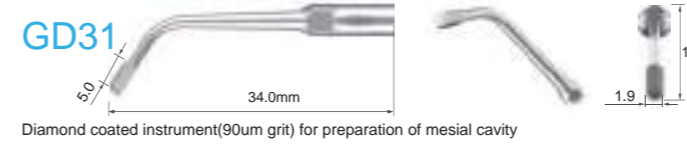
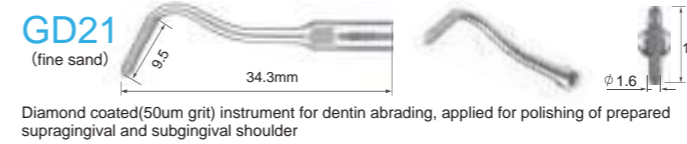
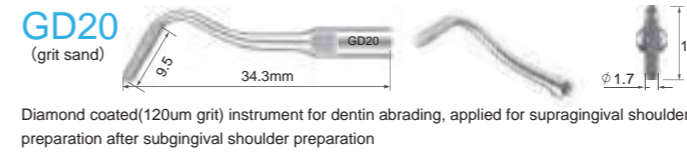
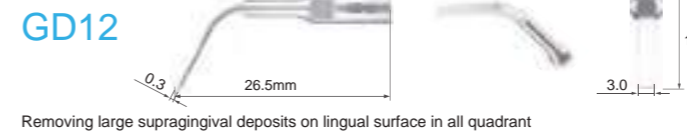



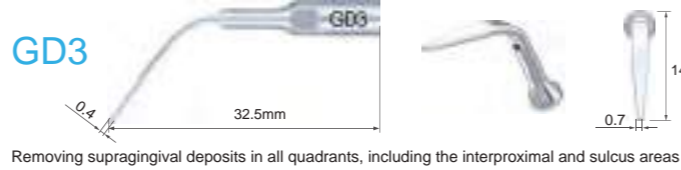
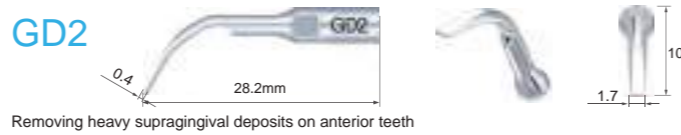
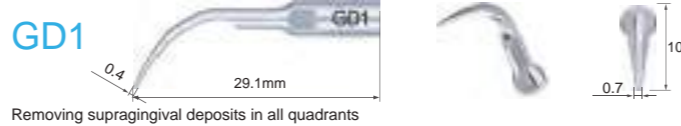
**Endo treatment(Compatible with Refine & EMS)**



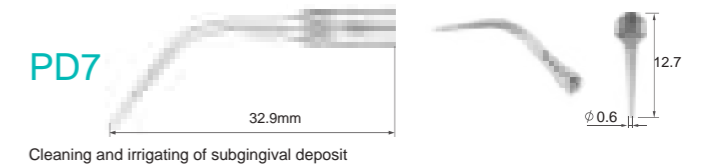



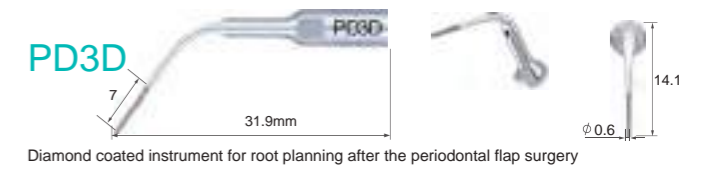
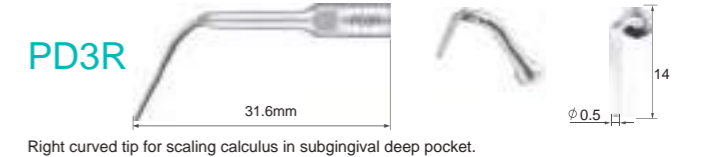
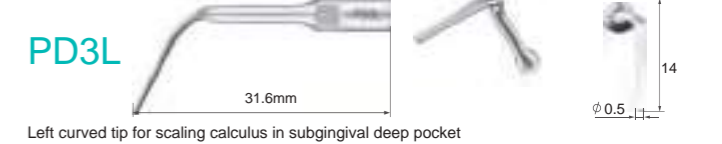



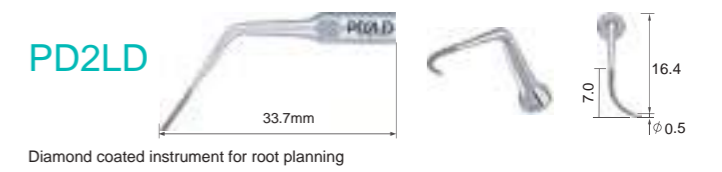

**Cavity preparation(Compatible with Refine & EMS)**




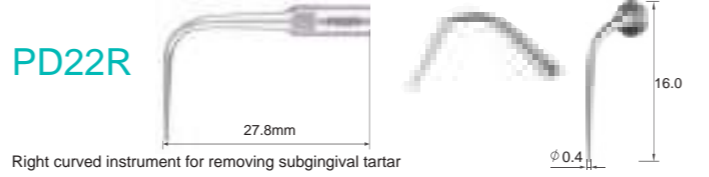

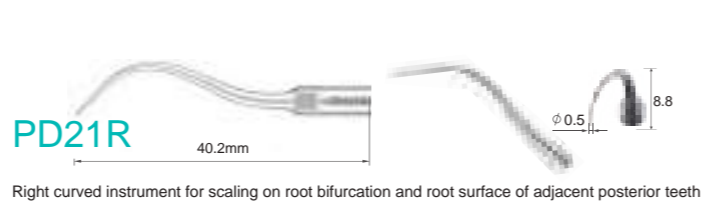
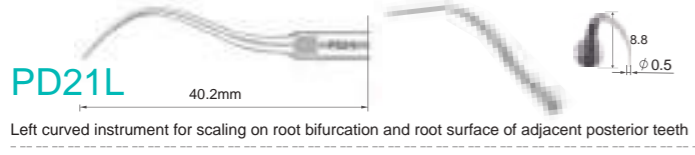
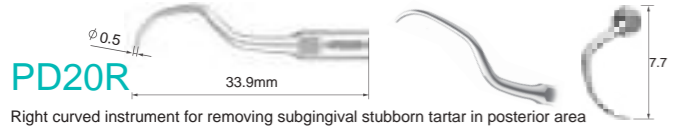

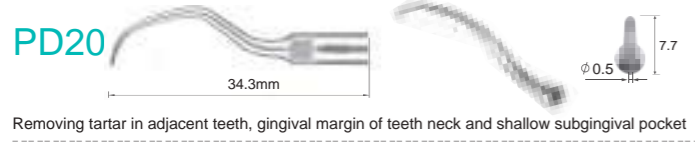
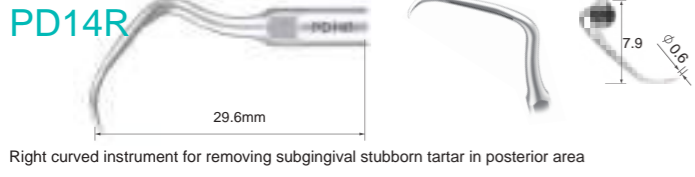
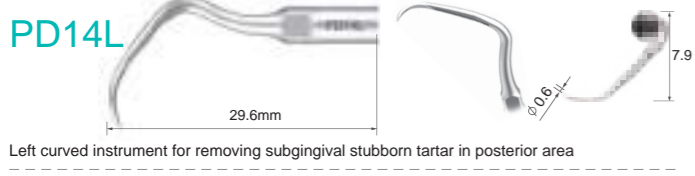


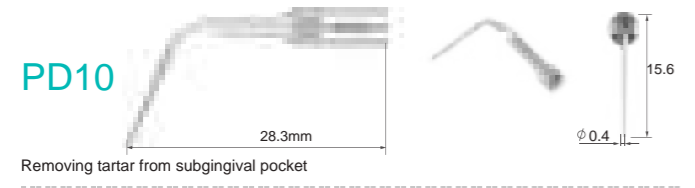
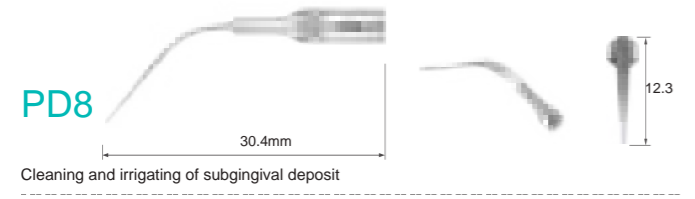


**Supragingival scaling(Compatible with Refine & SATELEC)**


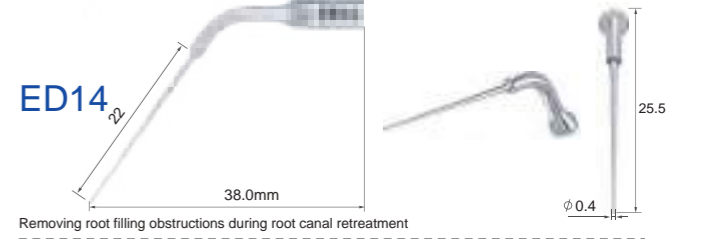
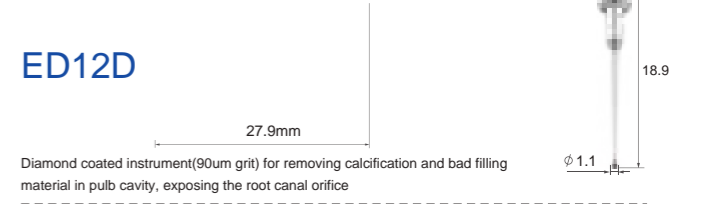
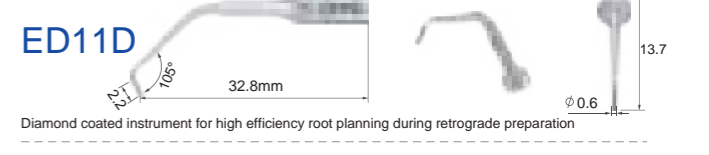
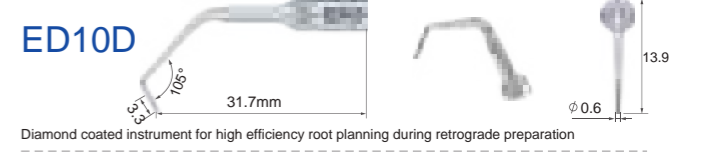
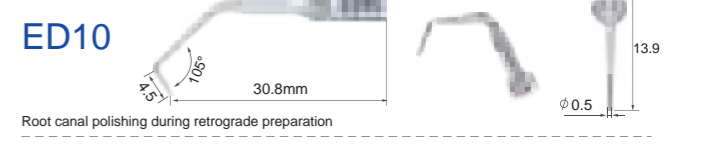
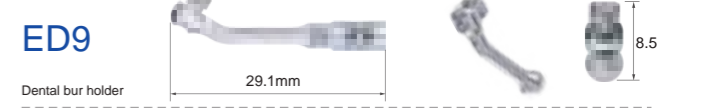
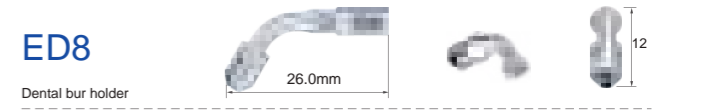
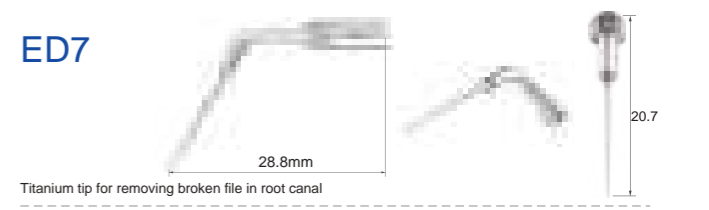
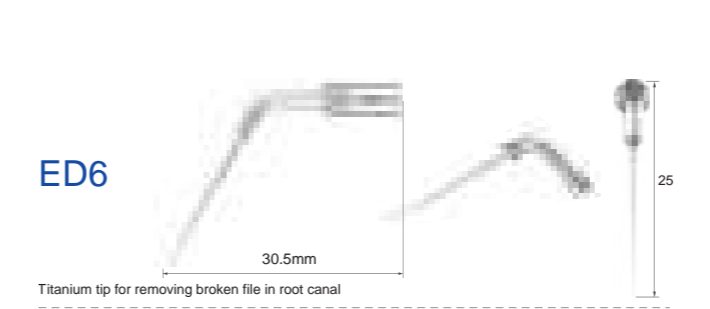
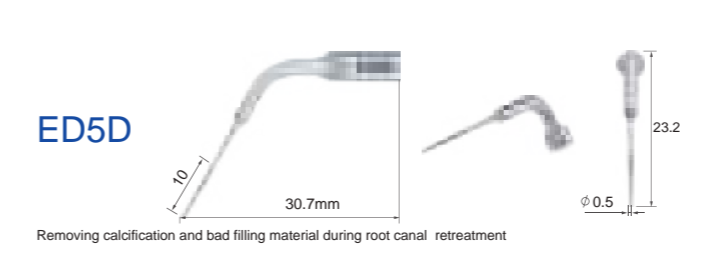
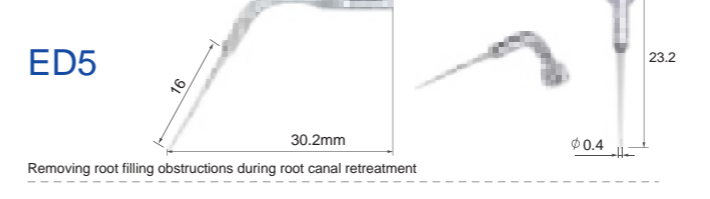

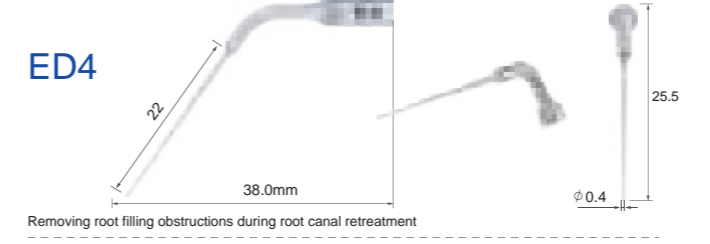


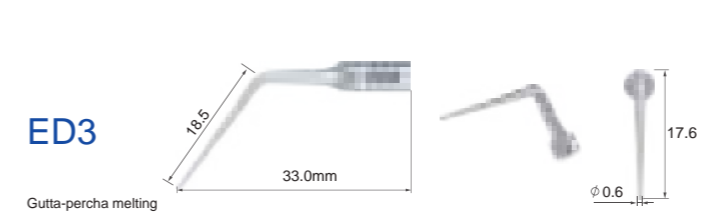
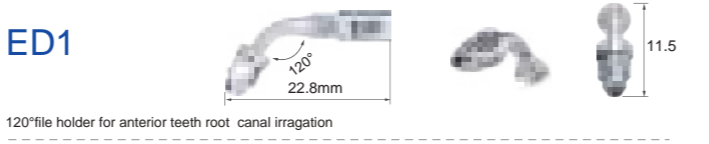


**Subgingival scaling(Compatible with Refine & SATELEC)**

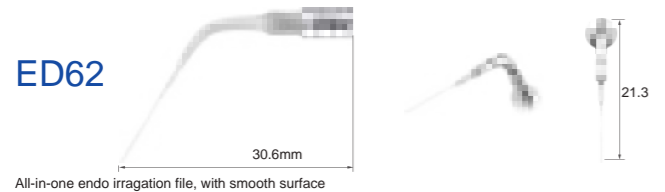
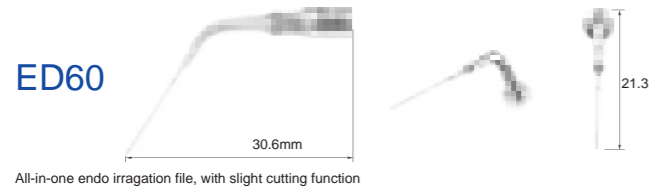
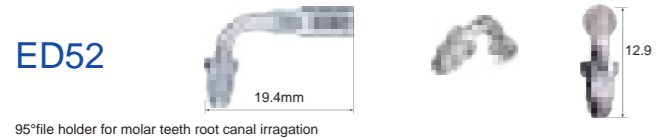

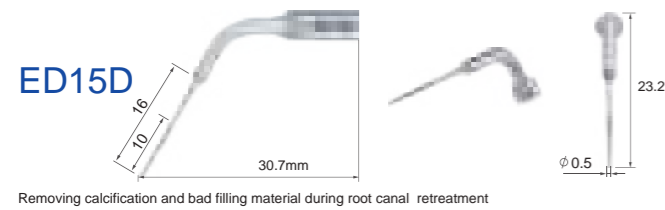
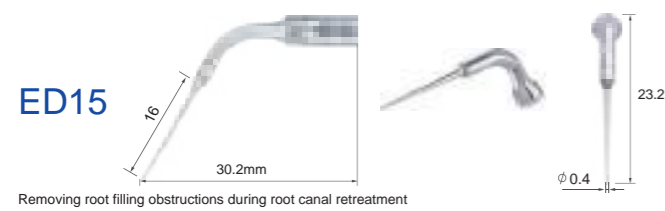





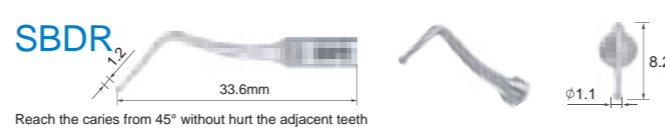
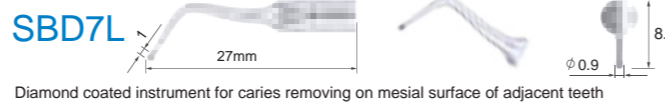
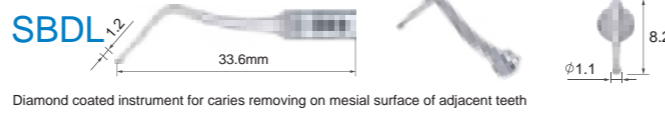




Endo treatment(Compatible with Refine & SATELEC)



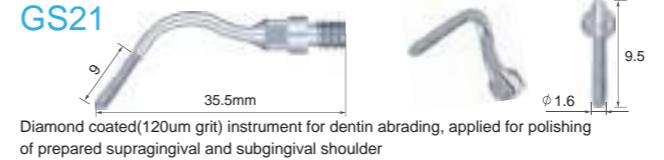

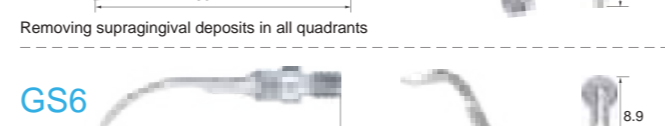






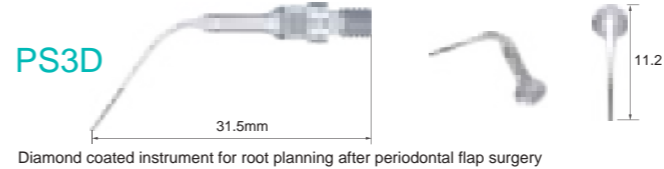


**Cavity preparation(Compatible with Refine & SATELEC)**



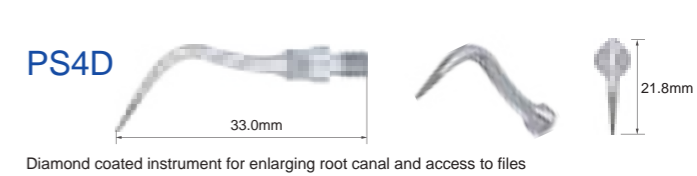
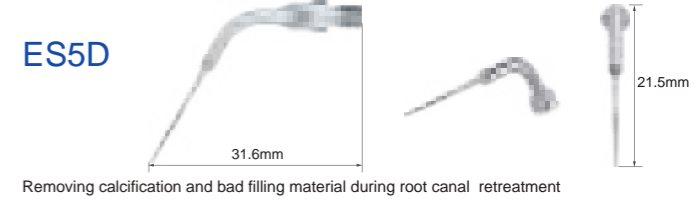
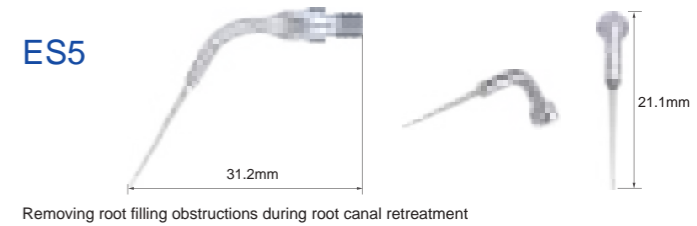

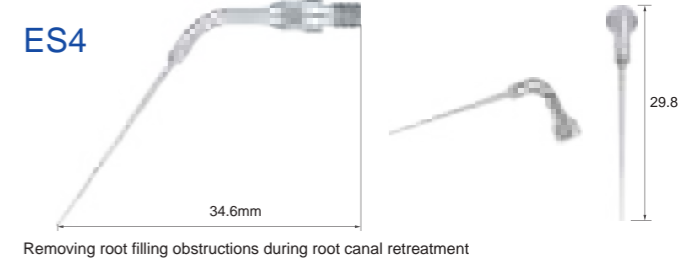
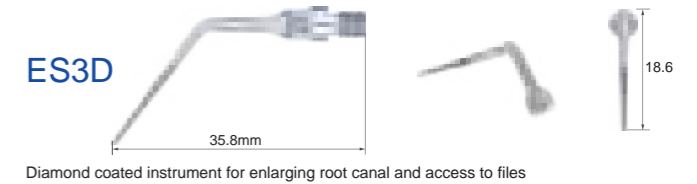


**Supragingival scaling(compatible with SIRONA)**




**Subgingival scaling(compatible with SIRONA)**



**Endo treatment(compatible with SIRONA)**



**Cavity preparation(compatible with SIRONA)**






**SBS3**  33.9mm 7.9

Diamond coated instrument for caries removing on mesial surface of adjacent teeth


**SBSL**  33.9mm 7.9

Diamond coated instrument for caries removing on mesial surface of adjacent teeth


**SBSR**  33.9mm 7.9

Reach the caries from 45° without hurt the adjacent teeth


**Compatible with KAVO SonicFlex 2003**

**GK1**  37.8mm 0.5 9


Removing supragingival deposit in all quadrants

**GK2**  38.7mm 0.5 9


Removing supragingival heavy calculus and plaque

**GK3**  38.1mm 0.5 8


Removing supragingival calculus, interdental calculus and calculus at the neck of the teeth

**GK4**  37.4mm 0.5 12.2


Removing supragingival deposits, including the interproximal and sulcus area

**GK5**  36.4mm 0.4 13.9


Removing subgingival calculus

**GK6**  35.8mm 0.4 13.6


Left angle instrument for removing subgingival calculus

**GK7**  35.8mm 0.4 13.6


Right angle instrument for removing subgingival calculus

**GK8**  7.9


Perio, extra-long, for removal of supragingival and subgingival calculus

**GK12**  36mm 9.5


Rounded plastic cover, gentle and secure placement of inlays

**GK14**  34mm 8 13 1.4


Diamond coated instrument for dentin abrading, applied for supragingival shoulder preparation after subgingival shoulder preparation

**GK16**  34.5mm 12 1.6


Diamond coated(50um grit) instrument for dentin abrading, applied for supragingival shoulder preparation after subgingival shoulder preparation

**GK18**  33.5mm 12 1.4

Diamond coated(120um grit) instrument for dentin abrading, applied for polishing of prepared supragingival and subgingival shoulder

**GK20**  36mm 11.6 1.6

Diamond coated(50um grit) instrument for dentin abrading, applied for supragingival shoulder preparation after subgingival shoulder preparation

**GK21**  36mm 11.6 1.6


Diamond coated(120um grit) instrument for dentin abrading, applied for polishing of prepared supragingival and subgingival shoulder

**GK30**  13.6


Small hemisphere, mesial, diamond coated for minimally-invasive treatment for incipient caries

**GK31**  13.6


Small hemisphere, distal, diamond coated for minimally-invasive treatment for incipient caries

**GK32**  13.6


Large hemisphere, mesial, diamond coated for minimally-invasive treatment for incipient caries

**GK33**  13.6

Large hemisphere, distal, diamond coated for minimally-invasive treatment for incipient caries

**GK42**  13.6


Ball,  $\Phi$ 0.8 mm, diamond coating, ultra-conservative, sonoabrasive caries excavation, fine

**GK43**  13.6


Ball,  $\Phi$ 1.2mm, diamond coating, ultra-conservative, sonoabrasive caries excavation, fine

**GK45**  13.6


Conical, straight tip  $\Phi$ 0.5mm, diamond coating, minimally-invasive preparation, no-pain when opening of fissures

**GK51**  36mm 10 2.5

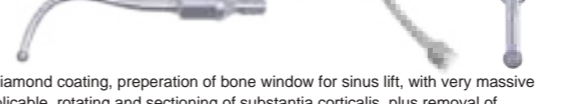
Diamond coated(50um grit) instrument for dentin abrading, applied for supragingival shoulder preparation after subgingival shoulder preparation

**GK52**  36mm 10 2.5


Diamond coated(120um grit) instrument for dentin abrading, applied for polishing of prepared supragingival and subgingival shoulder

**GK67**  34mm 15 0.6

Diamond coated(120um grit) instrument for dentin abrading, applied for polishing of prepared supragingival and subgingival shoulder


**GK81**  13.6

Ball, large, diamond coating, preparation of bone window for sinus lift, with very massive bones, if applicable, rotating and sectioning of substantia corticalis, plus removal of remaining bone using the diamond-coated tip.


**GK83**  13.6

Saw sagittal, removal of bone blocks, osteotomies (distraction, bone splitting); if applicable, dealing with extremely thick, substantia corticalis


**GK84**  13.6

**GK85**  13.6


Elephant foot, the disc-shaped form, makes it ideal for safe repositioning of the Schneider membrane, during a sinus lift.

**GK86**  13.6

Bone harvester, ideal for easy and quick harvesting, of greater quantities of bone, especially useful for bone augmentation.


**GK100**  13.6

Cutting thickness 0.25 mm, cutting depth 10.7 mm


**GK101**  13.6

Cutting thickness 0.25 mm, cutting depth 10.7 mm


**Compatible with KAVO SonicFlex 2008**

**5A**  36mm 7.7 0.6


Applied to removing supragingival deposits in all quadrants.

**6A**  33.5mm 10.5 0.4


Applied to removing subgingival calculus, including the interproximal and sulcus area.

**7A**  37mm 6.8 0.5


Applied to removing supragingival calculus, interdental calculus and calculus at teeth neck.

**8A**  13.6


Removing supragingival deposits, including the interproximal and sulcus area


**12A**  13.6


120°file holder for anterior teeth root canal irrigation


**30A**  13.6


Small hemisphere, mesial, diamond coated for minimally-invasive treatment for incipient caries


**31A**  Small hemisphere, distal, diamond coated for minimally-invasive treatment for incipient caries


**32A**  Large hemisphere, mesial, diamond coated for minimally-invasive treatment for incipient caries


**33A**  Small hemisphere, distal, diamond coated for minimally-invasive treatment for incipient caries

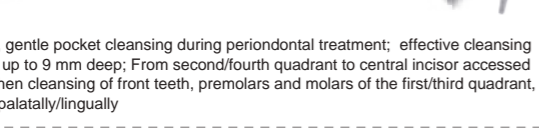
**42A**  Ball,  $\Phi 0.8$  mm, diamond coating, ultra-conservative, sonoabrasive caries excavation, fine


**43A**  Ball,  $\Phi 1.2$  mm, diamond coating, ultra-conservative, sonoabrasive caries excavation, fine


**60A**  Long-straight tip-rounded surface, gentle pocket cleaning during periodontal treatment; effective cleaning in pockets up to 9 mm deep; for the anterior region, smooth surfaces


**61A**  Angled tip, left-rounded surface, gentle pocket cleaning during periodontal treatment; effective cleaning in pockets up to 9 mm deep; from first/third quadrant to central incisor accessed buccally, then cleansing of front teeth, premolars and molars of the second/fourth quadrant, accessed palatally/lingually

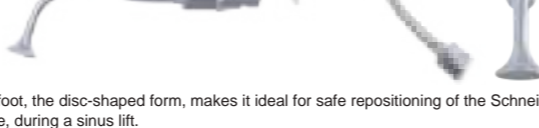
**62A**  Angled tip, gentle pocket cleansing during periodontal treatment; effective cleansing in pockets up to 9 mm deep; From second/fourth quadrant to central incisor accessed buccally, then cleansing of front teeth, premolars and molars of the first/third quadrant, accessed palatally/lingually

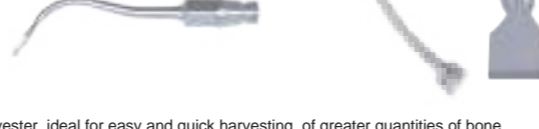
**67A**  Conical  $125^\circ$ . Diamond coating, expansion of larger channels


**81A**  Ball, large, diamond coating, preparation of bone window for sinus lift, with very massive bones, if applicable, rotating and sectioning of substantia corticalis, plus removal of remaining bone using the diamond-coated tip.


**83A**  Saw sagittal, removal of bone blocks, osteotomies (distraction, bone splitting); if applicable, dealing with extremely thick, substantia corticalis

**84A**  Saw axial, removal of bone blocks, osteotomies (distraction, bone splitting); if applicable, dealing with extremely thick, substantia corticalis


**85A**  Elephant foot, the disc-shaped form, makes it ideal for safe repositioning of the Schneider membrane, during a sinus lift.


**86A**  Bone harvester, ideal for easy and quick harvesting, of greater quantities of bone, especially useful for bone augmentation


**100A**  Cutting thickness 0.25 mm, cutting depth 10.7 mm

**101A**  Cutting thickness 0.25 mm, cutting depth 10.7 mm

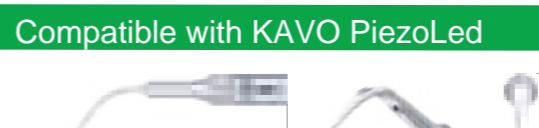
**Compatible with KAVO SonaSoft**


**GC1**  Removing supragingival deposit in all quadrants


**GC2**  Removing supragingival calculus, interdental calculus and calculus at the neck of the teeth


**PC1**  Removing subgingival calculus, including the interproximal and sulcus area


**Compatible with KAVO PiezoLed**


**201**  Removing supragingival and interproximal deposits

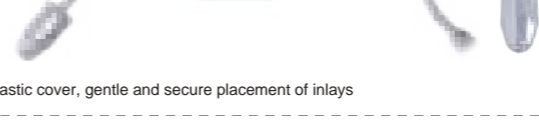
**202**  Removing supragingival deposits in all quadrants, including the interproximal and sulcus areas

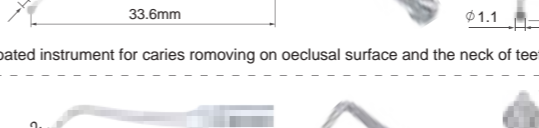
**203**  Removing deep pocket subgingival deposits


**210**  Diamond coated instrument for root planning after the periodontal flap surgery


**211**  Diamond coated instrument for root planning after the periodontal flap surgery


**222**   $120^\circ$  file holder for anterior teeth root canal irrigation

**225**  Rounded plastic cover, gentle and secure placement of inlays

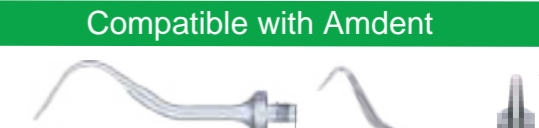
**226**  Diamond coated instrument for caries removing on occlusal surface and the neck of teeth


**227**  Diamond coated instrument for caries removing on mesial surface of adjacent teeth

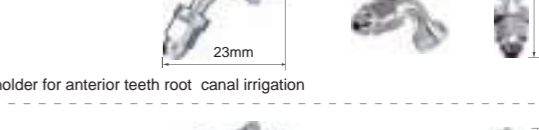
**228**  Diamond coated instrument for caries removing on mesial surface of adjacent teeth


**229**  Diamond coated instrument (90um grit) for preparation between pit and fissure

**Compatible with Amdent**


**A1**  Supragingival scaling


**A2**  Supragingival scaling


**AE1**   $120^\circ$  file holder for anterior teeth root canal irrigation


**AE2**   $95^\circ$  file holder for molar teeth root canal irrigation


**Osteotomy (Compatible with Mectron)**

**US1**  High efficient osteotomy for large bone during maxillofacial surgery and exodontia exodontics

**US1L**  Left angel horizontal osteotomy technique in maxilla and mandible.

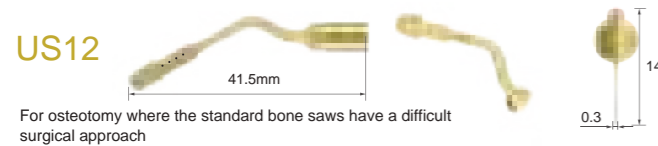
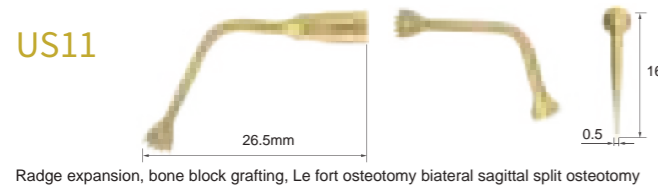
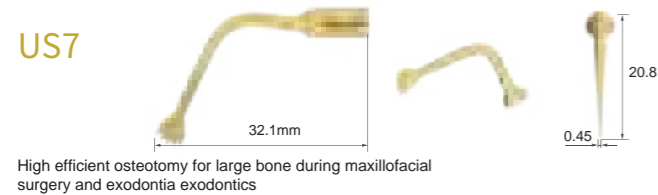
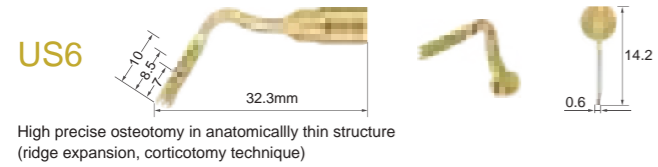

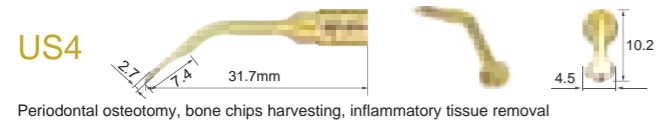
**US1R**  Right angel horizontal osteotomy technique in maxilla and mandible.

**US2**  High efficient osteotomy technique in maxilla and mandible (ridge expansion, corticotomy technique, bone block grafting)


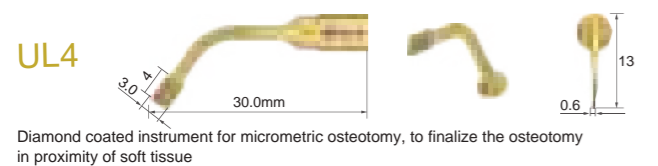
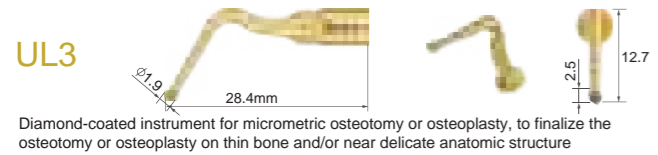

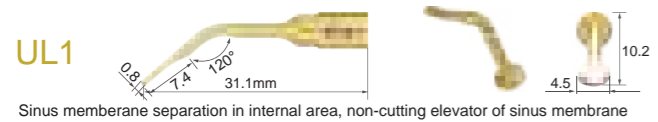
**US3**  High precise osteotomy in anatomically thin structure



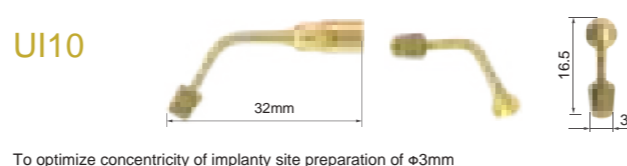

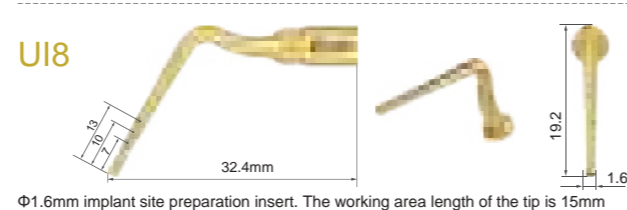
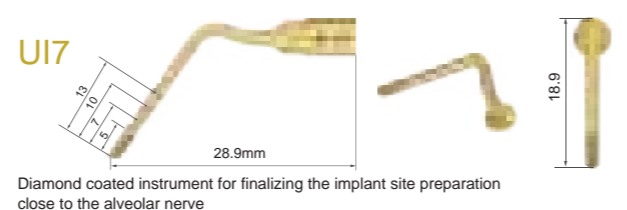
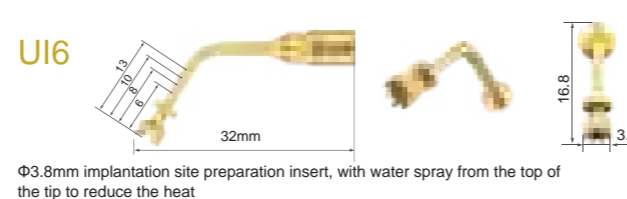
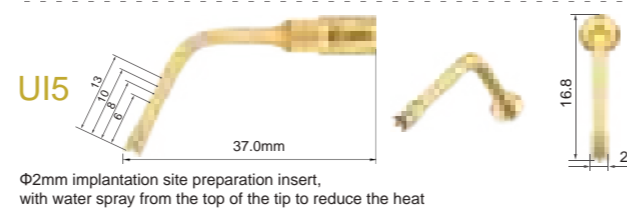

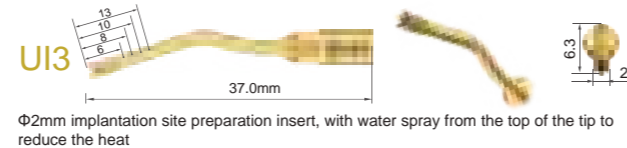
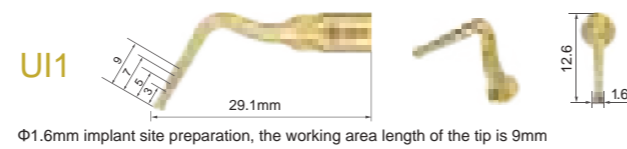
## Osteotomy(Compatible with Mectron)




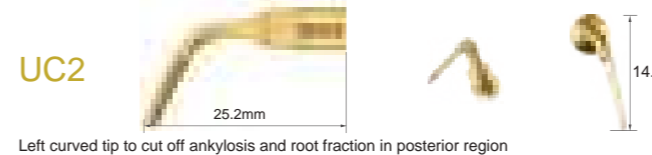

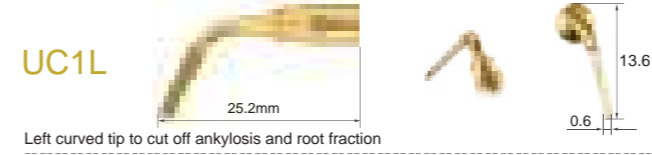

## Sinus lift(Compatible with Mectron)



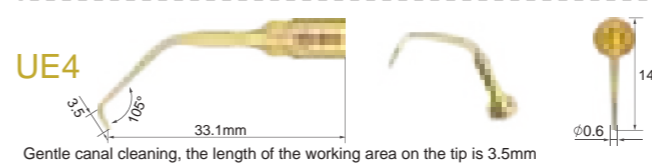
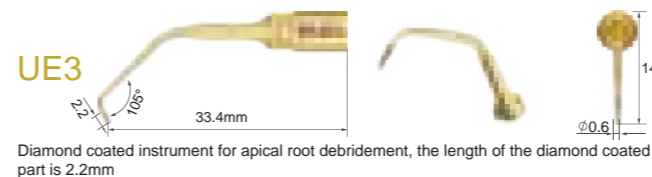
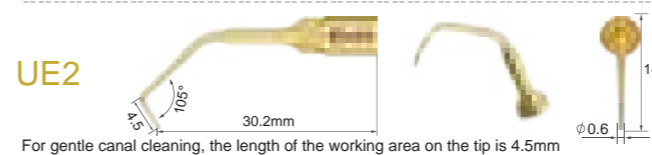

## Implant preparation(Compatible with Mectron)



## Extraction(Compatible with Mectron)



## Endo treatment(Compatible with Mectron)



## Perio treatment(Compatible with Mectron)

